

Resolution: A two-part, environmentally-friendly NGR (Non-Grain Raising) high performance wood finish system. Resolution is tougher, more beautiful and longer-lasting than varnish, delivering brilliant clarity and low-maintenance performance for marine and land-based applications.

FEATURES

- Penetrating, molecular bonding
- Exceptional UV resistance
- Beautiful warm clear tones
- NGR (Non Grain Raising)
- Low VOC, high in solids
- Low odor
- Easy to apply and finish
- Environmentally-friendly
- Available in several natural wood tones
- Gloss or satin finishes

IMPORTANT

Product Data Sheets are based on "ideal" work conditions. Due to wood variability and varying environmental conditions, it is strongly recommended that the end-user needs to determine that the application conditions, coating product system, and techniques are suitable to reach the desired results. Please see Conditions of Sale.

FORMULAS

Resolution I is the primer step in the Resolution I-II finishing system. Resolution I is a high solids finish that penetrates and fills wood grain with deep UV and moisture protection.

Resolution II is the second step in the Resolution I-II finishing system. Resolution II is a crystal-clear low-VOC finish available in gloss or satin formulas.

DO NOT mix Resolution I and Resolution II with each other or with any other formulas.

COLORS

Available in several natural wood tones, and in clear for interior wood. For teak, choose Resolution I – Teak Yellow or Teak Red for first coat exterior applications.

COATING SCHEDULE*

1 Coat: Resolution I - Color
2-3 Coats: Resolution II - Gloss
Final Coat: Resolution II - Satin (Optional)
Maintenance Coat: Resolution II - Gloss or Satin

*For marine-grade full finish, 7-8 coat system required. See Preparation section.

CHARACTERISTICS - RESOLUTION I

- Appearance.....Amber Translucent
- ColoringClear or Standard
- OdorLow
- FormLiquid
- Specific Gravity0.96–0.98
- Density (lbs/Gal)7.74–8.08
- Solids Content95% +/- 1.0%
- Viscosity, Brookfield #3, 60RPM, 20°C (68°F)50-60
- SolventsLow
- Freezing Point-1°C (31°F)
- CleanupResolution Cleaner or Mineral Spirits
- Drying Time to touch @ 20°C (68°F)< 3 Hours
- Drying Time between applications @20°C (68°F)16 Hours

- Coverage Pending to Penetration150-200 sq.ft./Litre
- Longer drying time needed in high humidity or low temperature
- Keep from freezing
- VOC (g/L)<50 g/Litre

CHARACTERISTICS - RESOLUTION II

- Appearance.....Clear
- ColoringClear or Custom
- OdorLow
- FormLiquid
- Specific Gravity1.05–1.06
- Density (lbs/Gal)8.75–8.85
- Solids Content.....34.0-35.0% +/- 0.5%
- pH (approx.)8-8.5
- Viscosity, Brookfield #3, 60RPM, 20°C (68°F)25–30
- SolventsLow
- Freezing Point-1°C (31°F)
- DiluentWater
- CleanupSoap & Water
- Drying Time to touch @20°C (68°F)< 1 Hour
- Drying Time between applications @20°C (68°F)6 Hours
- Coverage Pending to Penetration75-100 sq.ft./Litre
- Longer drying time needed in high humidity or low temperature
- Keep from freezing
- VOC (g/L)Actual 75/Regulatory 194

PACKAGING

Quarts and 2.5 L cans.

PREPARATION

PREPARATION IS KEY TO A SUCCESSFUL PROJECT

- Inspect the entire surface for defects and deterioration. Repair and replace defects where necessary.
- Sand wood surfaces using appropriate grit to achieve a clean, even surface and finish sand with the grain using 100-120 grit sandpaper.
- Radius corners and remove any sharp edges to improve abrasion resistance.
- Follow with an appropriate cleaning method such as vacuum or compressed air. Wash resin-heavy wood with acetone, brush aggressively and remove with paper towel.
- NOTE: Use dedicated tools for each Resolution formula to avoid cross contamination.
- Apply Resolution I generously to the wood surface using a professional grade Corona-brand China bristle brush; work it into the wood and gently remove any excess with a clean rag.
- Resolution I can be diluted with mineral spirits if a spray and wipe application is desired.

Resolution™



LOW
MAINTENANCE

UV
RESISTANT

ECO
FRIENDLY



SANSIN®

Resolution™



- For wood joinery exposed to wet conditions, dilute Resolution I with 20% mineral spirits for the first coat.
- Allow to dry for 2-4 hours. If more tone is desired reapply a second light coat of Resolution I and gently remove excess with a clean rag.
- Allow to dry for 16 hours.
- Apply first coat of Resolution II Gloss and allow to dry for 16 hours before finish sanding with 220–320 grit paper to gently denib the wood surface.
- Apply two additional fill coats of Resolution II Gloss between 1-3 hours apart and allow to dry overnight.
- Finish sand with 220–320 grit paper and remove any dust with a tack cloth or damp lint-free cloth, then apply 1-2 more coats of Resolution II Gloss between 1-3 hours apart.
- Allow to dry for 16 hours, then finish sand with 320 grit paper and remove any dust with a tack cloth or damp lint-free cloth.
- Apply a final coat of Resolution II Gloss or Satin to achieve your desired finish.
- Apply in proper conditions, ideal temperature of 50–86°F (10–30°C) and relative humidity of approximately 50%.
- Do not apply in the heat of day or in direct sunlight as this will cause rapid drying and make application difficult.
- Do not apply if rain or near-freezing temperatures are likely to occur within 24 hours after application.
- If contaminated by salt or rain, rinse the wood surface with clean water and repeat the sanding step appropriate to the application stage.

RESOLUTION I COVERAGE

Resolution I has an average coverage of between 150-200 sq.ft. (13-18 m²) per Litre on each application depending on surface type and condition.

RESOLUTION II COVERAGE

Resolution II has an average coverage of between 75-100 sq.ft. (6-9 m²) per Litre on each application depending on surface type and condition. Resolution II formulas require 3-7 applications for a proper finish and maximum protection.

RESOLUTION I CLEAN UP

Clean hands and tools with mineral spirits or Resolution Cleaner.

RESOLUTION II CLEAN UP

Clean hands and tools with soap and water.

MAINTENANCE

Exterior surfaces require maintenance every 12-30 months. Exposure, workmanship and color will effect the performance of the coating. When the surface shows signs of wear such as fading or erosion, maintenance is needed. Regular maintenance will provide long-lasting clarity, exceptional dimensional stabilization and water repellency. Periodically, clean the wood surface with fresh water. To remove dirt and residue, use Sansin Multi-Wash and rinse with fresh clean water. A single coat of Resolution II should be applied when signs of wear, such as fading or reduced gloss, become apparent. Timing of maintenance coats will depend on quality of prior preparation, application and exposure levels. Finish sand with 220–320 grit paper, remove any dust with a tack cloth or damp lint-free cloth, before applying Resolution II according to application instructions.

STORAGE

Shelf life when stored in ideal conditions is 3 years. Store at a temperature of between + 10°C and + 30°C (50°F and 86°F).

Keep containers tightly closed.

SAFETY

See Resolution I or Resolution II Material Safety Data Sheet

WARNING TO USERS

Keep out of reach of children. If swallowed immediately drink two glasses of milk or warm water. Do not induce vomiting. Call physician immediately. Avoid contact with skin or eyes; flush with soap and water. Avoid breathing of vapor or mist. Wear a properly fitted NIOSH/MSHA approved respirator.

DANGER! Resolution I is combustible. Rags, steel wool or waste soaked with this product may spontaneously catch fire if improperly discarded. Immediately after use, place waste in a sealed, water-filled metal container to avoid spontaneous combustion.

PRODUCT DISCLAIMER

The information contained in this document is given in good faith based on our current knowledge. The use of the product is beyond the control of The Sansin Corporation, and no guarantees, expressed or implied, are made as to the result to be obtained if not used in accordance with the published Directions for Use. The Sansin Corporation does not assume any legal responsibility for use or reliance on same. This information must on no account be used as a substitute for necessary field tests, which alone can ensure that the product is suitable for the expected use. Before using any product, read its label.

CONDITIONS OF SALE

The only obligation of the manufacturer and seller shall be to replace such quantity of Sansin product that is proven to be defective. Proof of purchase is required. Seller or manufacturer shall not be liable for any loss or damage connected with the use and/or handling of this product. All labor costs are specifically excluded. User should determine suitability of product for the intended use before application. User assumes all risk and liability in connection therewith. This warranty is expressly made in lieu of any and all other rights, warranties, conditions and remedies, express or implied, including but not limited to any implied warranty or condition of merchantability, fitness for a particular purpose, and any warranty or condition arising out of a course of dealing, a custom or usage of trade. If any distributor or seller of product offers warranties or remedies which differ from those offered by Sansin, Sansin accepts no responsibilities for such warranties or remedies.



Award-winning Restaurant Selects Resolution System

For a busy high-end restaurant in Ontario, the recipe for success includes a farm-fresh menu, impeccable service and a gorgeous al fresco dining patio, resplendent with rich teak wooden tables and benches.



FACT #1
RESOLUTION I – HIGH SOLIDS
FINISH

FACT #2
RESOLUTION II – CRYSTAL
CLEAR, LOW VOC FINISH

FACT #3
RESOLUTION SYSTEM – MARINE-GRADE
WOOD PROTECTION

Named one of Open Table's Top 100 outdoor dining experiences in Canada in 2017, Dolcetto restaurant in London, Ontario, is an elegant, bustling bistro that honors the Italian way of life. The restaurant, which opened in 2012, artfully creates a space that celebrates family and community in a warm and welcoming dining experience for customers.

To invoke a European flare, the walls in the restaurant open to the gorgeous patio, resplendent with rich teak tables and cushioned wooden benches. The effect not only brings the outdoors in, but it also nearly doubles the seating capacity during warm weather months. The owners, brothers Dino and Bob DiFruscia – who are established restaurateurs and have been in the business for 37 years – know you don't succeed in this industry by doing anything half-baked.

Dino calls Sansin Resolution – a marine-grade wood stain they chose for Dolcetto's stylish wooden tables and banquettes – the most durable product he's seen in over three decades of restaurant experience.

"The biggest difference is the tables are significantly more resilient and actually look better than they did new from the manufacturer," says DiFruscia. "After the first year [before coating with Resolution], I noticed significant wear, so we redid them with Sansin Resolution. The stain was spectacular! They looked amazing and they looked exactly the same after a busy season."

In the restaurant business, quality, resilience and predictability are at the top of the list of priorities. DiFruscia says Sansin's Resolution, one of This Old House's Top 100 Products, did not disappoint. "The tables did not need to be redone when they came out of winter storage – not even a scratch on them from the previous season's use!" he marvels. "The durability of this product is something I have never seen in my 36 years in business."





About the Resolution System

Initially formulated for harsh and varied marine environments, Resolution is a two-part, environmentally friendly, NGR (non-grain raising) high-performance wood finish system. Resolution is tougher, more beautiful and longer-lasting than varnish, delivering brilliant clarity and low-maintenance performance. Its high-solids content and fast cure times make it easy to apply and allow projects to get completed quickly – important in the restaurant industry – and others – where time is money.

Resolution I is the primer step. It is a high-solids finish that penetrates and fills the wood grain with deep UV and moisture protection. Resolution II is the second step. It is a crystal-clear, low VOC finish available in gloss or satin finishes.

The Sansin Corporation

The Sansin Corporation is a global leader in environmentally friendly wood protection. For more than 30 years, Sansin has been the only wood protection company focused exclusively on researching, developing, and introducing environmentally friendly, water-borne interior and exterior wood products. Sansin technologies deliver outstanding color, durability and performance, without the toxicity found in conventional stains.


Headquartered in Ontario, Canada, Sansin has dealer locations across Canada, the U.S. and parts of Europe. Sansin Enviro Stains use water, not oil, to deeply penetrate and protect the wood naturally, from within.

Resolution was named one of 2017's Top 100 Best New Building Products by *This Old House*. Resolution was selected for its ability to create a long-lasting, marine-grade finish (indoors or out) in just two easy steps.

© ALL RIGHTS RESERVED
JANUARY 2018

RESOLUTION


Resolution on Teak: High-performance penetrating finish for dry wood.



ANTIQUE GOLD 1177




BUTTERSCOTCH 1176




CARBON 1186




HONEYCOMB 1175




MACADAMIA 1179




MERLOT 1180



PEPPERCORN 1183



PRALINES 1182



SANDALWOOD 1181



TEAK RED 1184



TEAK YELLOW 1178



Colors have been optimized for accurate viewing across a variety of media. However, due to differences in how screens display color, actual color may vary. See your dealer for details. Color may vary depending on texture, grain, color, porosity and type of wood and may not be exactly as illustrated. Always test the purchased product on an inconspicuous part of the project to ensure the color and transparency meet expectations of your control sample.